

## PARENT GUIDE TO ELEARN – Blackboard

### What is Elearn?

Elearn is a virtual classroom used by some teachers to upload allocated work for students and to be used as a forum to aide/ progress learning. Both students and teachers have access to the online course but at this stage parents do not.

Students can have access to:

- Resources and lessons supplied by their Teacher
- Assessment tasks
- Discussion boards
- Weekly challenges

Alongside managing the content, teachers can see:

- Student progress
- Student answers to assessment

### Essential tips for Parents

The virtual classroom **will work** on Firefox, Edge, Safari and Chrome 9 (**but not Version 80**)

This virtual classroom **will not work** with Internet Explorer

Each Elearn classroom will be different but there are some basics that can help you if your child is having issues.

Student Access – Use their school username and password.

Web Address: <http://elearn.eq.edu.au>

The screenshot shows the Blackboard My eLearn interface. At the top, there is a navigation bar with 'My eLearn', 'Courses', 'Communities', and 'Help and Tutoring'. Below this is a 'Personalise Page' button. A box labeled 'MY COURSES' has an arrow pointing to the 'My Courses' tab in the main content area. The 'My Courses' tab is expanded, showing a list of courses. The list is divided into two sections: 'Courses where you are: Instructor' and 'Courses where you are: Student'. The instructor section includes courses like 'Certificate II Hospitality SIT20316 2019-2020', 'Year 11 Certificate II Hospitality SIT20316 2020-2021', '2020 Certificate II Skills for Work and Vocational Pathways FSK20113', '2019- 2020 Certificate II in Skills for work and vocational pathways FSK20113', 'Certificate II in Skills for work and vocational pathways FSK20113 2019-2020 catch up', and 'SHARED Certificate II Skills for Work and Vocational Pathways FSK20113 (not currently available)'. The student section includes 'Certificate II in Business 2019-2020', 'Cert II in IDMT - 2020 to 2021', '2020 - Curriculum Activity Risk Assessment', '2020 - Mandatory All-Staff Training (New Employees only)', and '2020 - Mandatory All-Staff Training Refresher'. Each course entry includes an 'Announcements' section with links to specific weeks or tasks.

Each course they are enrolled in will be on the left of the page as shown above.

If your child needs help navigating the course or is having issues with the course material, please ask them to:

1. Email their teacher or
2. Use the discussion boards (if there is one)

There is a tool bar on the side of each Elearn classroom. If students can't see it, hover the mouse over the left of the page on the blue line and right click it. It will appear. See below for a guide.

**Announcements**

**Week 9**

Posted on: Wednesday, 25 March 2020 08:59:40 o'clock AEST

Hi FSK Students

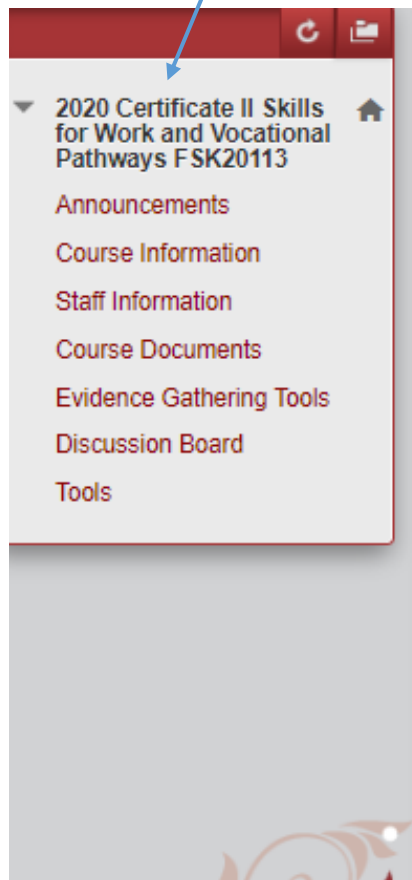
This week you will be finishing off assessment 1.5 and working towards 1.6.

Please ensure that all other assessment is finished. Finished in VET means 100%

Kind regards,

Mrs Andrews

TOOL BAR



The screenshot shows a Moodle course page. At the top left, there is a red tool bar with a refresh icon and a home icon. Below it is a navigation menu for the course "2020 Certificate II Skills for Work and Vocational Pathways F SK20113". The menu items are: Announcements, Course Information, Staff Information, Course Documents, Evidence Gathering Tools, Discussion Board, and Tools. A blue arrow points from the "TOOL BAR" label to the refresh icon in the tool bar.

## Announcements

### Week 9

Posted on: Wednesday, 25 March 2020 08:59:40 o'clock AEST

Hi FSK Students

This week you will be finishing off assessment 1.5 and working towards 1.6.

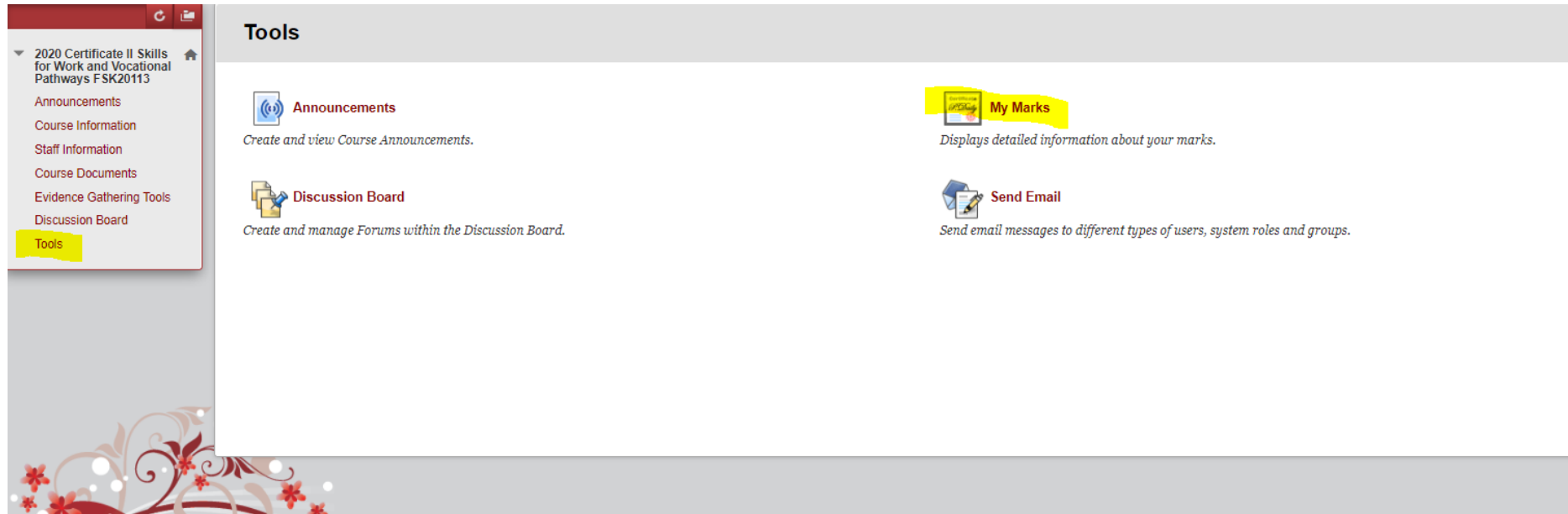
Please ensure that all other assessment is finished. Finished in VET means 100%

Kind regards,

Mrs Andrews

## **Monitoring Progress**

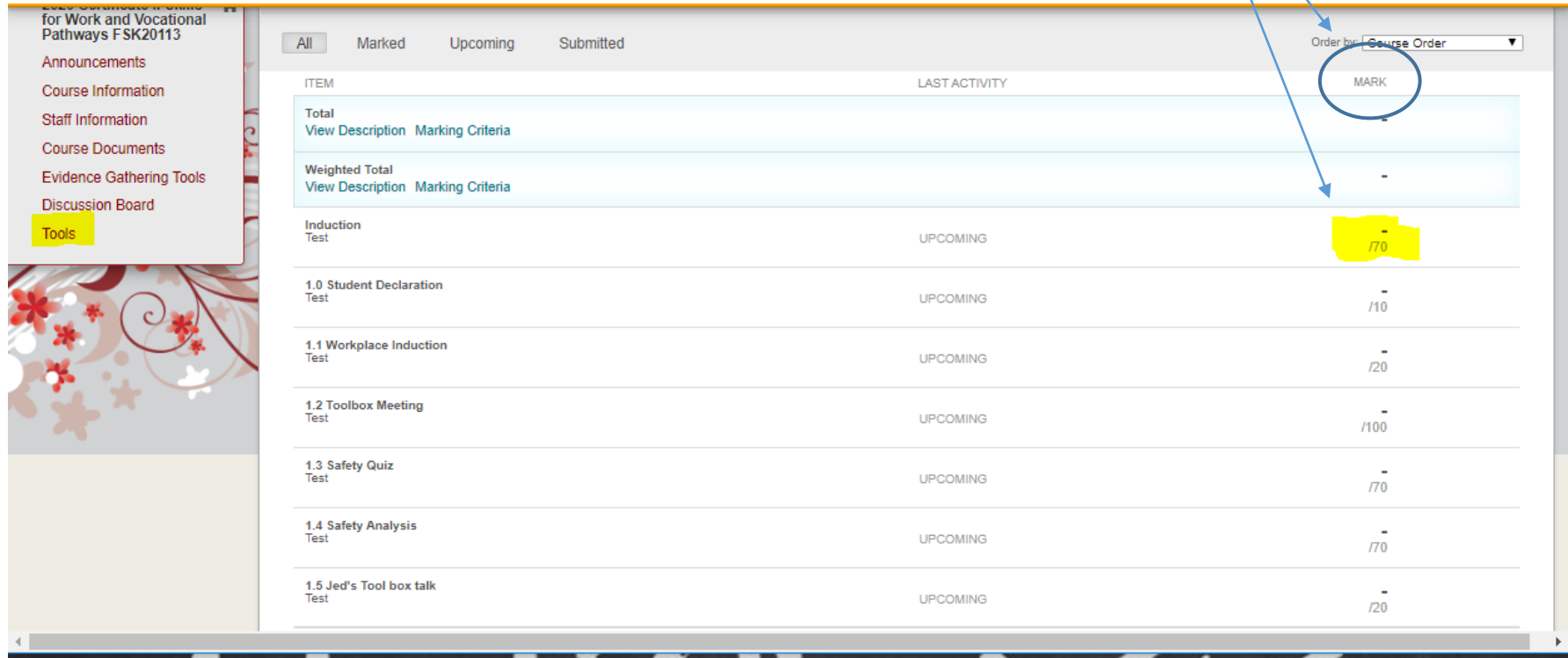
Students can see assessment results and progress in the tools section as shown below.



The screenshot displays a web interface for a learning management system. On the left is a navigation menu with a red header and a home icon. The menu items are: '2020 Certificate II Skills for Work and Vocational Pathways FSK20113', 'Announcements', 'Course Information', 'Staff Information', 'Course Documents', 'Evidence Gathering Tools', 'Discussion Board', and 'Tools' (highlighted in yellow). The main content area is titled 'Tools' and contains three tool cards: 'Announcements' (with a speaker icon and description 'Create and view Course Announcements.'), 'Discussion Board' (with a document icon and description 'Create and manage Forums within the Discussion Board.'), 'My Marks' (with a book icon and description 'Displays detailed information about your marks.'), and 'Send Email' (with an envelope icon and description 'Send email messages to different types of users, system roles and groups.'). The interface has a grey header and footer, and a decorative floral pattern in the bottom-left corner.

Students can then look at the MARK column to see their results. As shown below highlighted in yellow, "/70" would indicate it has not been started.

VET subject require students to get 100% and will have to be redone until 100% is achieved.



ITEM	LAST ACTIVITY	MARK
Total <a href="#">View Description</a> <a href="#">Marking Criteria</a>		-
Weighted Total <a href="#">View Description</a> <a href="#">Marking Criteria</a>		-
Induction Test	UPCOMING	- /70
1.0 Student Declaration Test	UPCOMING	- /10
1.1 Workplace Induction Test	UPCOMING	- /20
1.2 Toolbox Meeting Test	UPCOMING	- /100
1.3 Safety Quiz Test	UPCOMING	- /70
1.4 Safety Analysis Test	UPCOMING	- /70
1.5 Jed's Tool box talk Test	UPCOMING	- /20